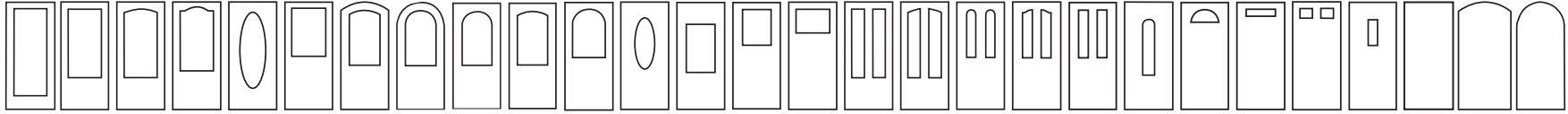


2009-2010 Energy Tax Credit Qualification Chart

Door styles (all sidelites qualify)



Does your door qualify?

Door Style	1	2	3	4	5	6	7	8	9	10	11	12	13	14	15	16	17	18	19	20	21	22	23	24	25		
Fiber-Classic® Mahogany Collection..																											
Brookside																									.18 / .05		
Falling Water-	.27 / .26																								.22 / .17	.17 / .08	
Saratoga-	.27 / .26	.24 / .21																							.22 / .17	.17 / .08	
Concorde-	.27 / .26	.24 / .21																							.22 / .17	.17 / .08	
Blackstone,	.27 / .26																									.22 / .17	.17 / .08
Sedona	.27 / .26																									.22 / .17	.17 / .08
Salinas,	.33 / .18																									.22 / .17	.17 / .08
Wellesley..	.27 / .26																									.22 / .17	.17 / .08
Clear	.32 / .20																										
Clear with Low-E	.25 / .13																									.21 / .09	.17 / .04
Internal Grille	.32 / .18																										
External Grille	.32 / .20																										.19 / .05
Clear, Impact, Low-E	.24 / .12																										
Solid Panel (includes all paneling designs)																											.13 / .01

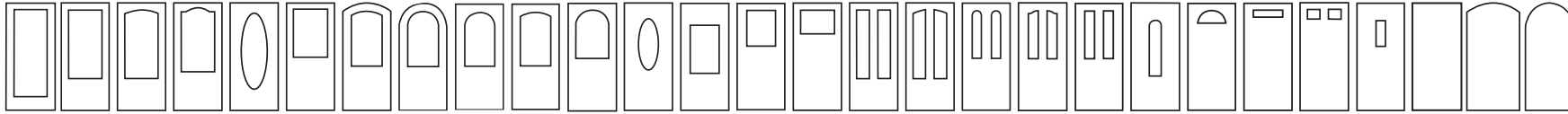
Fiber-Classic® Oak Collection..																												
Keystone-	.27 / .26	.24 / .21																								.22 / .17	.22 / .17	.17 / .08
Starlite..	.27 / .26	.24 / .21																									.22 / .17	.17 / .08
Starlite- with Impact	.29 / .15																										.22 / .17	.17 / .08
Blackstone,	.27 / .26																										.22 / .17	
Blackstone, with Impact	.29 / .15																										.23 / .10	
Saratoga-	.27 / .26	.24 / .21																									.22 / .17	.17 / .08
Concorde-	.27 / .26	.24 / .21																									.22 / .17	.17 / .08
Sedona	.27 / .26	.24 / .21																									.22 / .17	.17 / .08
Crystalline..	.27 / .26	.24 / .21																									.22 / .17	.17 / .08
Crystalline- with Impact	.29 / .15																										.22 / .17	.17 / .08
Salinas,	.33 / .18	.29 / .14																									.22 / .17	.17 / .08
Salinas, with Impact	.31 / .17	.27 / .13																									.22 / .17	.17 / .08
Wellesley-	.27 / .26																										.22 / .17	.17 / .08
Texas Star	.27 / .26	.24 / .21																									.22 / .17	
Kensington-	.27 / .26																										.22 / .17	.17 / .08
Falling Water..	.27 / .26	.24 / .21																									.22 / .17	.17 / .08
Bevelline-	.27 / .26																										.22 / .17	.17 / .08
Frosted Images,	.32 / .20																										.25 / .13	
Internal Blinds	.32 / .20																										.25 / .13	
Clear	.32 / .20	.28 / .16																									.25 / .13	.19 / .06
Clear with Low-E	.25 / .13	.23 / .10																									.21 / .09	.17 / .04
Clear, Impact	.29 / .15	.26 / .12																									.23 / .10	
Clear, Low-E, Impact	.24 / .12	.22 / .10																									.20 / .08	
External Grille	.32 / .20	.28 / .16																									.25 / .13	
Internal Grilles, Impact	.31 / .17	.27 / .13																										.19 / .06
Internal Grilles, Impact, Low-E	.25 / .11	.22 / .08																										
Solid Panel (includes all paneling designs)																												.13 / .01
Flush-Glazed:																												
Clear	.33 / .21																										.26 / .13	
Clear with Low-E	.26 / .14																											.21 / .09
Internal Grille	.33 / .18																										.26 / .12	
External Grille	.33 / .21																										.26 / .13	
Designline:																												
Clear																												X
Clear with Low-E																												X

Boxes left blank indicate this is not a Therma-Tru product offering.

KEY	Indicates Product Qualifies for the Energy Tax Credit	Numbers: U-Factor / Solar Heat Gain Coefficient
	Indicates Product Does Not Qualify for the Energy Tax Credit	X: Indicates Product Information is Not Available

2009-2010 Energy Tax Credit Qualification Chart

Door styles (all sidelites qualify)



Does your door
qualify?

Glass designs

Hinged Patio Doors																							
Fiber-Classic.																							
Clear Low-E (Flush-Glazed)	.26 / .14																						
Clear Low-E with GBG (Flush-Glazed)	.28 / .13																						
Clear Low-E with External Grilles (Flush-Glazed)	.26 / .14																						
Smooth-Star.																							
Clear Low-E (Flush-Glazed)	.26 / .14																						
Clear Low-E with GBG (Flush-Glazed)	.28 / .13																						
Clear Low-E with External Grilles (Flush-Glazed)	.26 / .14																						
PDF.																							
Clear	.34 / .23																						
Clear with Low-E	.29 / .17																						
Clear with GBG	.34 / .23																						
Internal Blind	.32 / .20																						

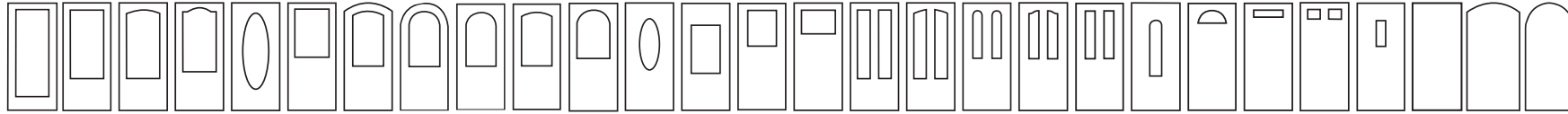
Sliding Patio Doors																							
Slim-line.																							
Clear Low-E	.26 / .14																						
Clear Low-E with Impact	.31 / .17																						
Clear Low-E with GBG	.26 / .14																						
Vinyl																							
Clear	.46 / .61																						
Clear with GBG	.47 / .54																						
Clear Low-E	.29 / .29																						
Clear Low-E with GBG	.31 / .26																						
Clear Low-E 366	.28 / .22																						
Clear Low-E 366 with GBG	.30 / .20																						
Fiber-Classic.																							
Clear Low-E (Flush-Glazed)	.26 / .14																						
Clear Low-E with GBG (Flush-Glazed)	.28 / .23																						
Clear Low-E with External Grilles (Flush-Glazed)	.26 / .14																						
Smooth-Star.																							
Clear Low-E (Flush-Glazed)	.26 / .14																						
Clear Low-E with GBG (Flush-Glazed)	.28 / .23																						
Clear Low-E with External Grilles (Flush-Glazed)	.26 / .14																						

Boxes left blank indicate this is not a Therma-Tru product offering.

KEY	Indicates Product Qualifies for the Energy Tax Credit	Numbers: U-Factor / Solar Heat Gain Coefficient
	Indicates Product Does Not Qualify for the Energy Tax Credit	X: Indicates Product Information is Not Available

2009-2010 Energy Tax Credit Qualification Chart

Door styles (all sidelites qualify)



Does your door
qualify?

Glass designs

8FT DOORS

Fiber-Classic [®] Mahogany Collection _{..}	
Blackstone _{..}	.27 / .26
Sedona	.22 / .17
Salinas _{..}	.33 / .18
Salinas _{..} with Impact	.31 / .17
Wellesley _{..}	.22 / .17
Clear with Low-E	.25 / .13
Clear with Impact	.29 / .15
Clear with Low-E and Impact	.24 / .12
Solid Panel (includes all paneling designs)	.13 / .01

Fiber-Classic [®] Oak Collection _{..}	
Designline Keystone _{..}	X
Starlite _{..}	.27 / .26
Designline Starlite _{..}	X
Starlite _{..} with Impact	.29 / .15
Blackstone _{..}	.27 / .26
Designline Blackstone _{..}	X
Blackstone _{..} with Impact	.29 / .15
Sedona	.27 / .26
Designline Sedona	X
Crystalline _{..}	.27 / .26
Designline Crystalline _{..}	X
Crystalline _{..} with Impact	.29 / .15
Salinas _{..}	.33 / .18
Designline Salinas _{..}	X
Salinas _{..} with Impact	.31 / .17
Wellesley _{..}	.27 / .26
Designline Wellesley _{..}	X
Texas Star	.27 / .26
Kensington _{..}	.27 / .26
Designline Bevelline _{..}	X
Designline Frosted Images _{..}	X
Designline Internal Blinds	X
Clear	.32 / .20 .32 / .20
Clear with Low-E	.25 / .13 .25 / .13
Clear, Impact	.31 / .19 .31 / .19
Clear, Low-E, Impact	.24 / .12 .24 / .12
Removable Grilles	.32 / .20 .32 / .20
Internal Grilles, Impact	.31 / .17 .31 / .17
Internal Grilles, Impact, Low-E	.25 / .11 .25 / .11
Solid Panel	.13 / .01

Boxes left blank indicate this is not a Therma-Tru product offering.

KEY	Indicates Product Qualifies for the Energy Tax Credit	Numbers: U-Factor / Solar Heat Gain Coefficient
	Indicates Product Does Not Qualify for the Energy Tax Credit	X: Indicates Product Information is Not Available

